

# Digital Credentials

---

CLAIM YOUR BADGE!

# Getting Set Up

---

## Step 1

### Claim Badge

Claim via email notification sent to you by ProExam Vault – ASIS test administrators.

Contact the ASIS certification department if you have not received this notification!

### Sample E-mail Notification

Allison Barton,

We are excited to announce that ProExam, the industry expert in credentialing insight and digital badges, has launched Vault Version 2.0. Your digital badges are now available in the new Vault for you to manage, display and share!

With Vault 2.0 you can do more than ever with your badges. Enjoy the easier to use interface, connect your badges with your LinkedIn® profile or personal blog, and share your badges via Twitter, LinkedIn, Facebook, and more. Making your credentials work for you has never been easier!

To continue enjoying the benefits of Vault, please click the link below.

[Activate Account](#)

Sincerely,  
The ProExam Vault Team

Virtual “badges” are an effective way to promote yourself professionally and communicate the value of your certification(s) with a global network of peers and employers.

# Getting Set Up

## Step 2

Set up Profile

This is where you can manage, share and display your badge details.

### Profile Example



The screenshot displays a user profile interface. On the left is a navigation menu with the following items: BADGES (Earned), PROFILE (Name & Bio, Photo, Links), SETTINGS (Emails, Password, Privacy), and ISSUERS (ASIS International). The main content area is titled 'Earned Badges' and shows a badge for the year 2014. The badge features the CPP Certified Protection Professional logo, which includes the text 'CPP Certified Protection Professional' and 'BOARD CERTIFIED IN SECURITY MANAGEMENT'. Below the logo, the text reads 'Certified Protection Pr...' and 'Issued by ASIS International on Oct 22, 2014'.

# Harness and Value your Credentials

---

## **Badge earners can:**

- Share via social media sites such as LinkedIn, Facebook, Google+, and Twitter
- Share via email
- Embed within a LinkedIn profile
- Embed within a personal website or blog

## **Helps employers and the public by:**

Providing a quick and easy means of verifying that you earned your credentials

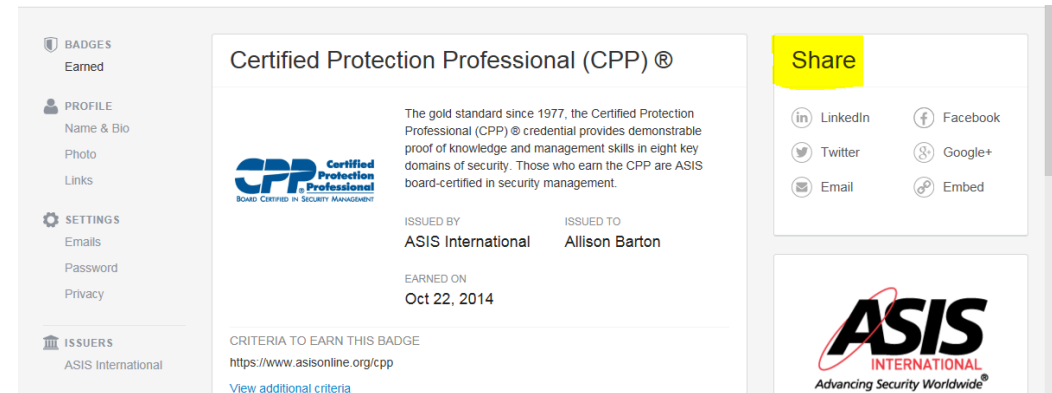
Informing and sharing the criteria for having earned that status.

# Multiple Options for Sharing

Let's get started:

## Sharing a Link to Your Credential

1. Click the **Share** link next to the badge in your vault.
2. The direct share link is available for you to copy and paste, or you can click the icon to send the link via email.



The screenshot displays a user profile page for Allison Barton, a Certified Protection Professional (CPP)®. The page is divided into several sections:

- Left Sidebar:** Contains navigation links for BADGES (Earned), PROFILE (Name & Bio, Photo, Links), SETTINGS (Emails, Password, Privacy), and ISSUERS (ASIS International).
- Main Content Area:**
  - Header:** Certified Protection Professional (CPP)®
  - Logo:** CPP Certified Protection Professional BOARD CERTIFIED IN SECURITY MANAGEMENT
  - Description:** The gold standard since 1977, the Certified Protection Professional (CPP)® credential provides demonstrable proof of knowledge and management skills in eight key domains of security. Those who earn the CPP are ASIS board-certified in security management.
  - Issued By:** ASIS International
  - Issued To:** Allison Barton
  - Earned On:** Oct 22, 2014
  - Criteria to Earn This Badge:** <https://www.asisonline.org/cpp>
  - [View additional criteria](#)
- Share Panel (Right):** A yellow 'Share' button is visible, with a list of sharing options: LinkedIn, Facebook, Twitter, Google+, Email, and Embed.
- ASIS International Logo:** Located at the bottom right of the page, with the tagline 'Advancing Security Worldwide®'.


Share your information and accomplishment via e-mail.

**From:** ProExam Vault [mailto:vault@proexam.org]  
**Sent:** Monday, April 27, 2015 4:36 PM  
**To:** Allison Barton  
**Subject:** Allison Barton has shared a badge with you

**Sample E-mail Notification**



Allison Barton shared a badge with you.

|   |  |                                  |
|---|--|----------------------------------|
|  | <b>Certified Protection Professional (CPP) ®</b> |                                  |
|   | <i>Issued by</i><br>ASIS International           | <i>Earned on</i><br>Oct 22, 2014 |
|   | <i>Issued to</i><br>Allison Barton               |                                  |

Allison Barton has shared a badge with you.

You received this email because Allison Barton has shared a badge with you at [allison.barton@asisonline.org](mailto:allison.barton@asisonline.org) via ProExam Vault.


Questions?  
Email [vault@proexam.org](mailto:vault@proexam.org)

Dear Employer,

In support of my recent job application, I am pleased to report that I have been awarded the CPP credential by ASIS International. Please view for more details.

Best regards,

Share  
accomplishments  
via social media as  
a status update.



A screenshot of a social media post. On the left is a profile picture of a man with glasses. To the right of the picture is the name "Stuart M. Little" and a "Delete" link. Below the name is the text "Look what I just earned!!!! IACP rocks!!!!". In the center of the post is a large blue and white logo for "CPP Certified Protection Professional" with "BOARD CERTIFIED IN SECURITY MANAGEMENT" written below it. To the right of the logo is a "ProExam Vault" badge. The badge text reads: "demo.vault.proexam.org · Professional Examination Service (ProExam) has independently reviewed and validated the digital credential represented by the displayed badge." Below the badge is the text "2h ago".

Stuart M. Little Delete

Look what I just earned!!!! IACP rocks!!!!

**ProExam Vault**  
demo.vault.proexam.org · Professional Examination Service (ProExam) has independently reviewed and validated the digital credential represented by the displayed badge.

2h ago

**CPP** Certified Protection Professional  
BOARD CERTIFIED IN SECURITY MANAGEMENT

Badge earners can share their accomplishment with network connections through the activity feeds/timelines of social media venues like LinkedIn, Facebook, and Google+.



# Multiple Options for Displaying

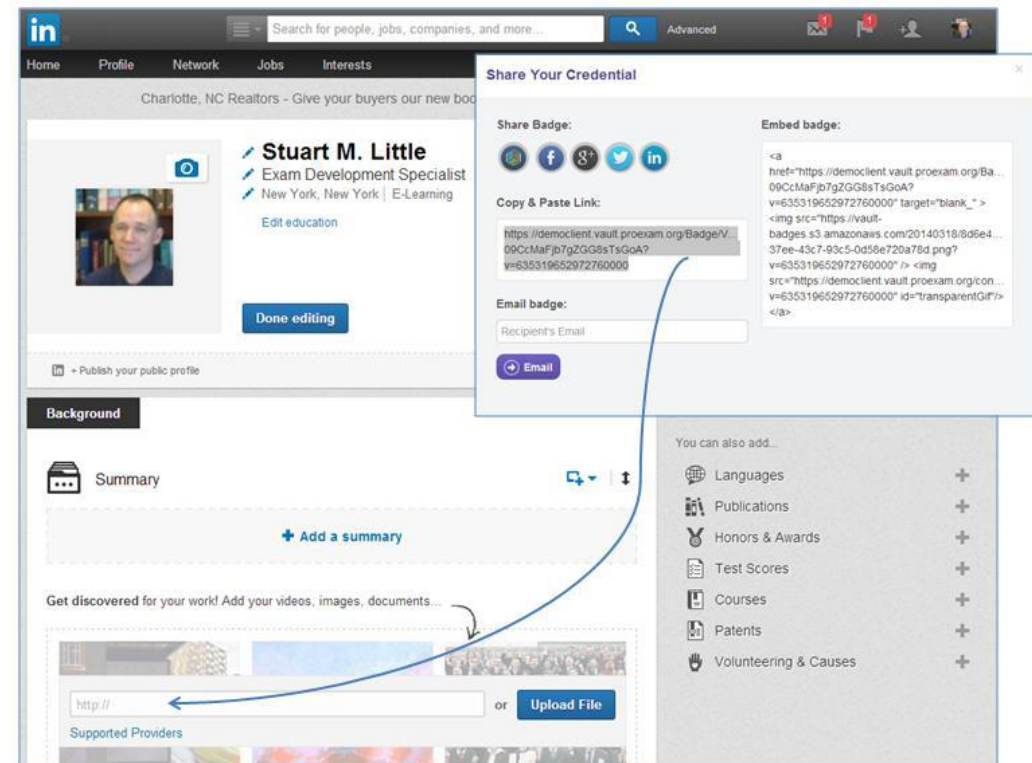
- Display as an embedded link within a LinkedIn profiles
- Add a digital credential to a LinkedIn profile as a certification
- Display as an embedded link within a personal Website or Blog

The screenshot shows a LinkedIn profile for Stuart M. Little, an Exam Development Specialist at ACME Certification Institute. The profile includes a search bar at the top, navigation tabs (Home, Profile, Connections, Jobs, Interests), and a banner for a promotion. The main profile section features a placeholder for a profile picture, the name 'Stuart M. Little', title, location, and education. A 'Complete your profile' button is visible. Below the profile information, there is a 'Background' section with a 'Summary' icon. Two digital credential badges are displayed: 'CLA+ Advanced Performance' (Advanced Performance, Written Communication, Critical Thinking) and 'CTD' (Certification of Technical Proficiency). The right sidebar shows 'People You May Know' with a list of contacts and 'Who's Viewed Your Profile' statistics: 7 profile views in the past 90 days and a 21% improvement in profile view rank in the past 15 days.

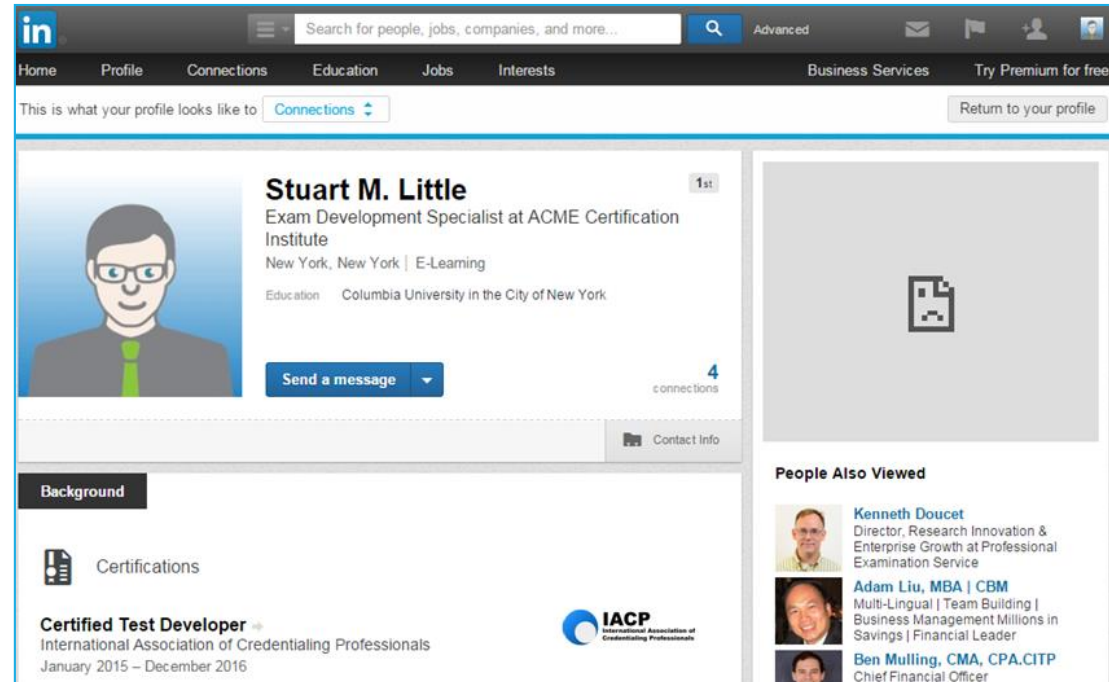
# Display an Embedded Link within a LinkedIn Profile

You can embed a digital badge directly within a LinkedIn profile

1. On your Personal Profile page in ProExam Vault
  - a. Click the “Share” link for the digital credential that you want to display
  - b. Highlight and copy the “Copy & Paste Link”
2. On your LinkedIn profile
  - a. On the Profile tab, click “Edit Profile”
  - b. Click the “Add a Link” icon ( ) located in the Summary, Experience, or Education section on your Profile
  - c. Select “Add Link” from the drop-down menu
  - d. Paste the “Copy & Paste Link” in the blank text field that appears below.
  - e. (If the paste is unsuccessful, simply try a second time.)
  - f. Click “Save”
  - g. Click “Done Editing” at the top of your profile



Badge earner can add a badge to his/her LinkedIn profile as a Certification.



The screenshot shows a LinkedIn profile for Stuart M. Little. The profile includes a profile picture, a cover photo, and a section for certifications. The certification badge is for 'Certified Test Developer' from the International Association of Credentialing Professionals (IACP), awarded from January 2015 to December 2016. The profile also shows a 'Background' section, a 'Certifications' section, and a 'People Also Viewed' section with three recommended profiles: Kenneth Doucet, Adam Liu, and Ben Mulling.

**Stuart M. Little** <sup>1st</sup>  
Exam Development Specialist at ACME Certification Institute  
New York, New York | E-Learning  
Education Columbia University in the City of New York

[Send a message](#) 4 connections

[Contact Info](#)

**Background**

**Certifications**


**Certified Test Developer** <sup>+</sup>  
International Association of Credentialing Professionals  
January 2015 – December 2016

**IACP**  
International Association of Credentialing Professionals

**People Also Viewed**

- Kenneth Doucet**  
Director, Research Innovation & Enterprise Growth at Professional Examination Service
- Adam Liu, MBA | CBM**  
Multi-Lingual | Team Building | Business Management Millions in Savings | Financial Leader
- Ben Mulling, CMA, CPA, CITP**  
Chief Financial Officer

The credential earner can embed the digital credential directly within a website or blog.



# Verification

Each digital badge, regardless of where it is displayed, links to a badge verification page that is maintained within ProExam Vault. This page provides authoritative information on the badge, the person who earned it, and the organization that awarded it.

The screenshot shows the ProExam Vault interface for a user named Stuart Little. The main content area displays a 'Certified Test Developer' badge from the International Association of Credentialing Professionals (IACP). The badge details include: 'IACP's Certified Test Developer (CTD) credential is a recognized, industry-recognized credential for test development and competent industry standards'; 'ISSUED BY: IACP'; 'ISSUED TO: Stuart Little'; 'EARNED ON: Jan 1, 2015'; and 'EXPIRES ON: Dec 31, 2016'. Below this, it lists 'CRITERIA TO EARN THIS BADGE' and 'TAGS' such as TEST DEVELOPMENT, TEST CONSTRUCTION, EXAM DEVELOPMENT, EXAM CONSTRUCTION, CREDENTIALING, and CERTIFICATION. A 'Verify' button is located at the bottom left of the badge information.

A 'Verify Badge' modal window is open over the badge information. It contains the text: 'Enter the earner's email address or reference number to verify if it matches this badge.' Below this is a text input field labeled 'EMAIL OR REFERENCE CODE' with a 'Required' label. A green arrow points from the 'Verify' button at the bottom of the page to the 'Verify' button in the modal window.